

2 **100m Butterfly Men Final**

Official

1 **Final 13 years**

Official

heat Started at: 05:19 PM (+ 7 min)



















Lane	Competitor	Age	Club	RT	PTS	Rank	Result
0	Alex Sheng	13		0.80		9	1:07.84 Entry: 1:07.51 +0.33
		50m: 31.09	100m: 1:07.84 (36.75)				
1	Kymani Leca (V)	13		0.67		6	1:05.86 Entry: 1:06.36 -0.50
		50m: 30.35	100m: 1:05.86 (35.51)				
2	Austin Li	13		0.70		3	1:03.68 Entry: 1:05.69 -2.01
		50m: 29.84	100m: 1:03.68 (33.84)				
3	Matthew Callow	13		0.71		5	1:04.62 Entry: 1:05.65 -1.03
		50m: 30.21	100m: 1:04.62 (34.41)				
4	Reagan Liang	13		0.78		1	1:02.44 Entry: 1:03.12 -0.68
		50m: 28.86	100m: 1:02.44 (33.58)				
5	Xavier Francis-S	13		0.70		2	1:02.48 Entry: 1:03.29 -0.81
		50m: 29.20	100m: 1:02.48 (33.28)				
6	Konrad Artz	13		0.62		4	1:04.52 Entry: 1:05.68 -1.16
		50m: 29.84	100m: 1:04.52 (34.68)				
7	Tristin Costabeber	13		0.75		7	1:06.49 Entry: 1:06.12 +0.37
		50m: 29.81	100m: 1:06.49 (36.68)				
8	Ethan Jiao	13		0.60		10	1:08.33 Entry: 1:07.50 +0.83
		50m: 31.34	100m: 1:08.33 (36.99)				
9	Ray Sun	13		0.71		8	1:07.04 Entry: 1:08.47 -1.43
		50m: 30.49	100m: 1:07.04 (36.55)				

2 **Final 14 years**

Official

heat

Started at: 05:22 PM (+ 9 min)

Lane	Competitor	Age	Club	RT	PTS	Rank	Result
0	 Jk Wang	14		0.64		9	1:05.06 Entry: 1:04.69 +0.37
50m: 29.38 100m: 1:05.06 (35.68)							
1	 Vaughn Van der	14		0.69		8	1:03.93 Entry: 1:03.50 +0.43
50m: 29.34 100m: 1:03.93 (34.59)							
2	 Paolo Grolli (V)	14		0.74		5	1:03.21 Entry: 1:02.99 +0.22
50m: 28.93 100m: 1:03.21 (34.28)							
3	 Zachary Horton	14		0.70		3	59.32 Entry: 1:01.04 -1.72
50m: 27.81 100m: 59.32 (31.51)							
4	 Grayson Coulter	14		0.65		1	56.09 14yrs ... Entry: 57.12 -1.03
50m: 26.51 100m: 56.09 (29.58)							
5	 Kento Wangford	14		0.71		2	58.04 Entry: 59.63 -1.59
50m: 26.69 100m: 58.04 (31.35)							
6	 Benji McLean	14		0.72		4	1:01.60 Entry: 1:02.63 -1.03
50m: 28.01 100m: 1:01.60 (33.59)							
7	 Aiden Carlisle	14		0.65		7	1:03.74 Entry: 1:03.36 +0.38
50m: 29.58 100m: 1:03.74 (34.16)							
8	 Noham Yeiwene	14		0.71		10	1:05.18 Entry: 1:04.44 +0.74
50m: 29.38 100m: 1:05.18 (35.80)							
9	 Manson Meng	14		0.65		6	1:03.34 Entry: 1:04.91 -1.57
50m: 29.40 100m: 1:03.34 (33.94)							



3

Final 15 years

Official

heat

Started at: 05:24 PM (+ 10 min)

Lane	Competitor	Age	Club	RT	PTS	Rank	Result
0	 Logan Pinkerton	15		0.63		9	1:01.37 Entry: 1:01.26 +0.11

50m: 28.42 100m: 1:01.37 (32.95)

1  Max Cryer 15  0.66 7 **1:00.40**
Entry: 1:00.96 -0.56

50m: 28.26 100m: 1:00.40 (32.14)

2  Henry Childs 15 0.67 5 **59.58**
Entry: 1:00.23 -0.65

50m: 27.25 100m: 59.58 (32.33)

3  Charlie Dickison 15  0.65 3 **57.51**
Entry: 58.72 -1.21

50m: 26.85 100m: 57.51 (30.66)

4  TeRauroha Paki 15 0.64 2 **57.04**
Entry: 57.63 -0.59

50m: 26.52 100m: 57.04 (30.52)

5  Michael Chen 15  0.63 1 **56.71**
Entry: 58.14 -1.43

50m: 26.26 100m: 56.71 (30.45)

6  Will Atkinson 15  0.77 4 **58.36**
Entry: 59.33 -0.97

50m: 27.51 100m: 58.36 (30.85)

7  William Tye 15  0.72 6 **59.88**
Entry: 1:00.28 -0.40

50m: 27.77 100m: 59.88 (32.11)

8  William Callow 15  0.69 8 **1:00.52**
Entry: 1:01.25 -0.73

50m: 28.81 100m: 1:00.52 (31.71)

9  Clement Parodi (15 0.67 10 **1:03.32**
Entry: 1:01.49 +1.83

50m: 29.08 100m: 1:03.32 (34.24)

4 Final 16 years

Official

heat Started at: 05:27 PM (+ 12 min)

















Lane	Competitor	Age	Club	RT	PTS	Rank	Result
------	------------	-----	------	----	-----	------	--------

0	 Will Herbert	16		0.64		9	1:00.51 Entry: 1:00.55 -0.04
---	--	----	---	------	--	---	--

50m: 27.64 100m: 1:00.51 (32.87)

1	 Jacci Yee	16		0.60		6	59.41 Entry: 59.55 -0.14
---	---	----	---	------	--	---	------------------------------------

50m: 27.35 100m: 59.41 (32.06)

2	 Hylton Stracey	16		0.68	5	58.76 Entry: 59.48 -0.72
	50m: 27.36 100m: 58.76 (31.40)					
3	 Caleb Yin	16		0.66	1	57.37 Entry: 59.19 -1.82
	50m: 27.05 100m: 57.37 (30.32)					
4	 Sam Skidmore	16		0.63	4	58.09 Entry: 58.56 -0.47
	50m: 26.13 100m: 58.09 (31.96)					
5	 Declan Broadfoot	16		0.64	2	57.73 Entry: 58.75 -1.02
	50m: 26.76 100m: 57.73 (30.97)					
6	 Sebastian Seger	16		0.72	3	57.80 Entry: 59.22 -1.42
	50m: 27.15 100m: 57.80 (30.65)					
7	 Samuel Lang (V)	16		0.68	7	59.60 Entry: 59.52 +0.08
	50m: 27.76 100m: 59.60 (31.84)					
8	 Omath Abeykooi	16		0.66	8	59.88 Entry: 1:00.51 -0.63
	50m: 27.70 100m: 59.88 (32.18)					
9	 Luca Lavigne	16		0.74	10	1:01.15 Entry: 1:00.63 +0.52
	50m: 28.71 100m: 1:01.15 (32.44)					